

PROJECTION  
WINDOWS

WINCORE<sup>®</sup>  
WINDOWS & DOORS

*The way it should be.™*





**Elegant enough to call them yours.  
Tough enough to call them ours.**

To say we're proud of our projection windows would be an understatement. With specialized construction details and manufacturing advances to ensure they live up to our stringent reputation for outstanding quality, Bay and Bow windows from Wincore® provide beauty and lifetime dependability. Both Bay and Bow windows can be created from a combination of Double Hung, Picture and Casement window styles. Whether it is a traditional Bay window or dramatic five-lite Bow window, each is built to custom size specifications and offers a variety of options to showcase style and individuality.



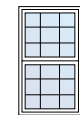

## Vinyl Colors

Available in three beautiful exterior colors, the dimensional design of the vinyl frame on all Bay and Bow windows blends beautifully with any home style.



## Grids

Optional contoured grids are located inside the insulating glass unit to provide a smooth cleaning surface. Available in three patterns.



Colonial



Perimeter



Prairie

## Energy Efficiency

All insert window units inside Bay and Bow frames are foam-wrapped for premier insulation. In addition, double-strength\*, Low E glass with Argon gas inside the insulating glass units maximizes energy efficiency. Bay and Bow windows also feature an insulated sill design to help them achieve a high R insulating value.

\*Standard on 7700 Series, optional on 5400 Series.



# BAY & BOW



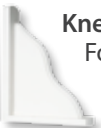
## Standard Features

### Size Customization

All projection windows are custom built to exact specifications. Bay windows can be ordered in 30- or 45-degree angles. Bow windows can be three, four, or five windows mulled together.

### Edge Banding

For enhanced aesthetics, Red Oak or Birch premium edge banding covers unfinished plywood edges to allow interior casing to be installed with a reveal.



### Knee Braces

For added support and a traditional exterior appearance, each projection window comes with primed knee braces.

### Premium Grade Hardwood Plywood Construction

Head, seat and jambs feature furniture-grade 1-1/4" hardwood veneer plywood in either Red Oak (for staining) or Birch (for painting).

### Real Wood Interior Trim

Interior of window is trimmed with solid wood – making your new window look like it is truly a part of your home and not just an afterthought.

### Premium Hanger Kit

All Wincore® Bay and Bow windows feature a premium cable support system to help support the unit. The support system has been stringently tested and features a zero-slip design to help prevent sagging over time.





## Continuous All-Thread Rods

Ordinarily, projection windows are constructed using hollow vinyl mullions and an all-thread, or a solid wood mullion connected by lag bolts, screws or clips. Wincore® Bay and Bow windows are manufactured with both solid wood mullions and a continuous all-thread rod running through the mullion. This continuous all-thread construction is a strong and stable connection that prevents warping or sagging of the window frame over time. In addition, it also minimizes condensation problems commonly associated with vinyl mullions.



## Design Features

### Solid Timberstrand® Mullions & Continuous All-Thread Construction

Timberstrand® mullions are 25% stronger than standard wood and will not warp or twist, adding unprecedented structural stability. In addition, the Timberstrand® mullions have an all-thread connection running through them from top to bottom. This creates a super strong connection and eliminates the potential for a sagging seat board over time.

### Offset Insulated Sill Design

A 1-1/2" insulated panel is attached to the hardwood plywood seat board to create a 2-3/4" sill with a high R insulating value. In addition, the offset sill design creates an overhang that deflects water away from the unit. The appearance of this design greatly enhances the aesthetic value of any projection window.



### Seamless Nose Molding & Snap Design

Fabrication of the head and sill vinyl cladding provides projection windows with a seamless and water-tight exterior cladding. The moldings consist of a two-part snap system that prevents water penetration at the sill and eliminates the need for exposed sealant in both areas.

### Rabbet Connection of Jambs

To increase overall structural integrity and product stability during shipment, jamb boards feature rabbet connections to the head and sill.

## Decorative Options

### Interior Casing

Colonial style interior casing is available in Red Oak or Birch in three different widths, a "one-stop" option for faster finishing on the jobsite. To make this a simple nail-on application, this casing can be ordered pre-cut with a 1/4" reveal.

### Interior Finishes

Bay and Bow windows are available in three stain finishes (Golden Oak, Walnut or Mahogany) and three painted finishes (White, Tan and Clay) on the frames of the window. A factory finish saves labor time and ensures the quality of the final product.

### Laminated Interiors

Interior lamination adds durability – helping to protect against dings and water damage. Five standard colors of laminated interiors are available on all Bay and Bow windows. Choose seat board only or complete interior lamination.

### Solid-Surface Seat Boards

Most commonly used in high-traffic home areas, durable 1/2" thick solid-surface seat boards are available in five standard colors. Solid-surface seat boards are durable and waterproof – not to mention beautiful.

### Recessed Lighting

For a dramatic flair, choose two or three recessed lights in the head board of the window. Flush-mount lights are available in White, Polished Bronze and Polished Copper.

## Interior Casing



5"



3-1/2"



2-1/4"

## Solid Surfaces



White



Beach Sand



Gray Sand



Desert Sand



Oregon Sand

## Standard Interior Finishes/Laminate Colors



White



Golden Oak



Tan



Clay\*



Walnut



Mahogany



White



Polished Bronze



Polished Copper

## Lighting



\* Clay laminate not available.



## Roofing Options

### Plywood

Pre-assembled, ready-for-finishing plywood roofs are built from professional-grade materials to exact measurements. All plywood roofing systems are easily installed and can be quickly finished with asphalt or wood shingles.

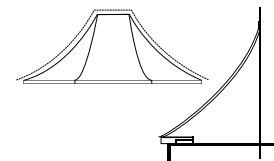
### Painted Aluminum

Like plywood roofing systems, painted aluminum roof systems are hand-crafted to precise measurements to ensure a perfect fit. Painted aluminum roofing systems are available in a variety of specially formulated high-gloss colors. For a complete list of available colors, contact your Wincore® supplier.

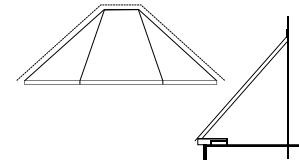
### Copper

There is nothing that compares to the sophistication that copper roofing systems bring to a Wincore® Bay or Bow window. Intricately detailed and finely finished, these precision roofing systems arrive at the jobsite ready to install quickly and efficiently.

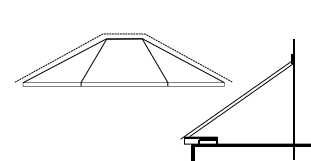
Concave



Tall Pitch



Standard



## Behold the power of collective thinking.

In this business, everyone knows that great people working together end up providing great windows and doors. That's why when we set out to design and build the best windows and doors in the industry, we focused on people first. People with advanced technical knowledge. People that know how to do things right the first time. But most importantly, people who realize that integrity and trust are not simply words, but a way of life. With more than 200 years of combined experience under our belts, you can clearly see our promise of quality and innovation in every window and door we make. Not to mention how we go about making them. To us, it's about creating an environment that brings out the best in everyone, and accepts nothing less. It's about doing things the way they should be done, not necessarily the way they've always been done. It's about giving back to our communities and the things that matter most. And it's about family – ours, as well as yours. At Wincore®, our philosophy is simple. It's not about being the biggest. It's about being the best. Because to us, that's the way it should be.



*The way it should be.™*

250 Staunton Turnpike, Parkersburg, WV 26104

1-866-WINCORE [www.wincorewindows.com](http://www.wincorewindows.com)



Proud to support breast cancer research.  
Full details available at  
[www.wincorewindows.com](http://www.wincorewindows.com)

The information is correct at the time of printing. Changes to the product(s) may have occurred since time of printing. Not all product styles and/or options are available in all areas, so please consult your sales representative prior to purchasing. Wincore® is a registered trademark and The way it should be.™ is a trademark of Wincore Window Company, LLC. Tough Enough to Wear Pink is a licensed trademark of Terry Wheatley and is used by permission. Intercept® is a registered trademark of PPG Industries, Inc. Printed in U.S.A. ©2009 Wincore Windows and Doors. All rights reserved.

Warranty coverage does not extend to problems caused by improper installation. Warranty issues must first be investigated by your installation contractor. See printed warranty brochure supplied at installation for complete details or visit [www.wincorewindows.com](http://www.wincorewindows.com).